

TAYLOR T-1045

ENGINE:	Cummins QSG12 T4F
NET POWER:	352 hp (263 kW)
OPERATING WT:	67,902 lbs (30,800 kg)
TIPPING LOADS	
STRAIGHT:	53,295 lbs (24,174 kg)
FULL TURN:	45,645 lbs (20,704 kg)



FAITH • VISION • WORK

www.taylorbigred.com

Featured truck is shown with optional equipment

Standard Features: T-1045

- 53,295-lb Straight Tipping Load
- 45,645-lb Full Turn Tipping Load
- 15' 0" Maximum Hinge Pin Height
- Cummins QSG12 C-352 HP Tier-4 Final Diesel Engine
- Automatic Idle System
- Cummins air cleaner w/safety element & restriction indicator
- 4-Speed ZF Powershift Transmission
- Powertrain Protection System for engine and transmission
- Reversible hydraulic fan paired with 6mm hexagon grill improves ventilation and increases cooling efficiency
- ZF Hydraulic Lock Differential Axles with Wet Disc Brakes
- 29.5 R25 L3 Pneumatic Front Tires
- 29.5 R25 L3 Pneumatic Rear Tires
- Wedge Blocks

Chassis

- Heavy-Duty Steel Chassis
- Z-Bar Linkage features optimized geometry that positions the load closer to the tires and improves distribution of stress.
- Auxillary Valve Lines pre-plumbed for accessory functions
- Hinge Pins and Lift Arm Mounting Plates are optimized with special heat treat process to increase strength.
- Electrically Actuated Fiberglass Hood ensures easy access to the engine and its easy-to-reach service points.
- Both Rear Full Fenders swing out for easy access to the engine compartment.
- Full rubber floormat for dampening of vibration and noise.
- 5-Bar stamped steps features 10° ergonomic incline and antislip tread
- Auto-lube System
- Articulation Locking Bar
- Tow Hitch
- Belly Guard

Cab

- Panoramic View Cab with curved front glass (includes dome light, wide angle mirrors, handrails and full rubber black floor mats).
- Certified ROPS/FOPS cab
- Adjustable Grammer Air Suspension Seat provides maximum comfort and reduces operator fatigue
- Adjustable Steering Column
- 3-lever fingertip control
- Gauge group that includes engine/transmission levels and temperatures, hydraulic temperature, voltage, hour meter, brake oil pressure, fuel/DEF levels and engine faults.
- Front and Rear Windshield Wiper
- Operator Restraint System (Orange, anti-cinch seat belt)
- Secondary Steering (emergency)
- Heat, Air Condition and Rear Windshield Defrost
- Rear View Camera Display
- Sun Visor
- Fire Extinguisher
- Ride Control

Electrical

- 24-volt electrical system
- Maintenance free Heavy-duty batteries
- Two front halogen lights (with high/low beam)
- Two front LED lights (mounted top of cab)
- Two rear LED lights (mounted top of cab)
- Electric horn
- Amber strobe light
- Reverse actuated warning alarm




Vehicle Information Package

- Operator's Guide
- Maintenance and Service Documentation



Ergonomically designed controls, increased visibility and convenient features all contribute to operator comfort and overall productivity on the jobsite.

Air conditioning is standard



Autolube is a standard feature on the Taylor T-1045. All pressure taps and site gauges are easily accessible. Fluid drains provide environmentally friendly drainage capability and are grouped together for convenient serviceability.



The rear full fenders swing out for easy access to the engine compartment. The electrically actuated, wide opening fiberglass hood of the Taylor T-1045 gives you easy access to the engine and its easy-to-reach service points. The radiator also swings out for ease of service.



The Taylor T-1045 has been designed to offer optimized visibility. A panoramic view cab with curved front glass has been paired with well-positioned lift arms to allow the operator a clear line of sight to the attachment at ground level.



The Taylor T-1045 features optimized Z-Bar geometry that positions the bucket closer to the tires, achieving high bucket breakout forces with maximum rollback. The option of hydraulic quick coupler attachment adds versatility to Z-Bar machines, allowing use of multiple tools to suit the job-site needs.

Reliability

Reliability and Durability are hallmarks of all Taylor equipment. The heavy-duty chassis frame is the backbone of the Taylor T-1045 Wheel Loader. Advanced analysis tools including dynamics and durability simulations have been utilized on this crucial structural component to ensure strong rigidity and extended machine life.

The Z-Bar is the main structure to support the wheel loader payload. On the Taylor T-1045, the Z-Bar linkage structure has been optimized for improved distribution of stress. Key components such as hinge pins and lift arms mounting plates have gone through a special heat treatment process for increased strength.

Key Features

AUTO-IDLE SPEED FUNCTION: Optimizing and controlling engine speed is key to reducing fuel consumption. If no activity is detected in 10 seconds, engine speed will reduce to idle speed. When the system detects commanded work, the engine immediately returns to the current throttle setting speed.

AXLES: The hydraulic lock differential axles automatically deliver power to the tires, increasing traction for maximized bucket-filling performance even in the toughest terrain. The Taylor T-1045 axles ensure all four wheels remain on the ground even over irregular terrain, with stability and traction further enhanced by rigidly mounting the front axle to the frame to support the entire weight of the wheel loader. The rear axle is designed to allow (\pm) 11 degree oscillation.

ADVANCED LOAD SENSING HYDRAULIC SYSTEM: Taylor Wheel Loaders feature advanced hydraulic systems. This technology perfectly matches the hydraulic flow with the operation. Power is supplied only as needed, achieving optimum operational efficiency. This system allocates power to the work and steering functions according to demand, ensuring fast response and excellent efficiency.

ERGONOMIC ENVIRONMENT: The T-1045 Cab design maximizes the space available in the cabin for the operator. The vertically and horizontally adjustable air suspension seat provides the operator benefits of maximum comfort and less fatigue. The sound level inside the cabin is minimized to: 76dB (A).

Available Attachments

VERSATILITY:

- Millyard Forks (with Clamp)
- Log/Pole Grapple
- Buckets: 7.1 - 15 yd³ Capacity
- Pipe Forks (with Clamp)
- Fork Carriage

See your Taylor Sales Representative for additional options.

Available Options

OPTIONS:

- Joystick Steering
- Cab Guards
- Rear Bumper Guards
- Heated Air Suspension Seats
- Heated External Rear View Mirrors
- High Lift Linkage

Safety

All Taylor Wheel Loader cabs are ROPS and FOPS certified. Slip resistant tread plate and walkway handles provide a safe access environment for the operator and service personnel. The 5-bar stamped steps, featuring 10° ergonomic incline and anti-slip treads, are widely spaced to allow debris to fall through. Welded anti-slip bars help keep the steps clear and safe. Access to the front of the cab by the operator or service personnel utilizes the same anti-slip bars as the egress steps for maximum anti-slip protection.

Supporting Taylor Lift-trucks Worldwide

Sudden Service, Inc.



24/7 Worldwide Support

Taking Care of Our Customers is Priority One!

Unbeatable customer service, backed by over 90 years of customer satisfaction.

Your #1 Source for Genuine Taylor Parts

Our customers deserve to know they can always depend on us for service and support 24/7. Because of that expectation, we have factory trained service techs on the ground nationwide. Over 200 service technicians receive continuing education (hands-on) at the factory each year. Your service techs are supported by the best OEM parts and distribution facility in the world. With \$60,000,000 dollars worth of parts distributed across our factory stores and millions more on the shelves at our dealers. We pride ourselves on providing you with unmatched Service & Support by a Worldwide Team of dedicated specialists.



Have You Considered Leasing? Or Custom Fleet Management?



Our goal is to structure a financial product that improves your profit with reduced operating cost by increasing up-time and offering a wide range of financial solutions to fit the specific needs of your business. Taylor Leasing offers over 100 different financial structures within the main product categories of:

- **Operating Lease** - A financial choice which provides use of equipment for extended period of time with a low monthly operating cost.
- **Finance Lease** - This type of lease offers flexibility in payments with equipment ownership options at the end of the lease term.
- **Fleet Management** - Your needs and goals are always evaluated carefully before providing you with a custom fleet leasing solution. We only include fleet management services (including maintenance solutions detailed below) that help your fleet function more efficiently.
- **Fleet Maintenance** - We offer tailored fleet maintenance solutions, that range from periodic service and emergency repairs to full on site personnel. Taylor Fleet Maintenance Programs assist in budgeting, while helping to eliminate unpredictable expenses and allowing you to focus on your actual business.

For more information Phone: (662) 773-3421 Ext. 400 - Fax: (662) 773-9146 or E-mail Stephen Arnett sarnett@taylorbigred.com

www.taylorleasingandrental.com

Preliminary 1/13/20